




- Patents Pending -

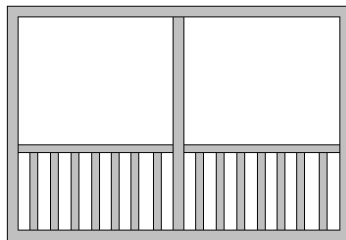
STANDARD LAYOUT 6

Consult factory if your required manufacture size is over the maximum size listed for each model.
- Larger Units can be manufactured -



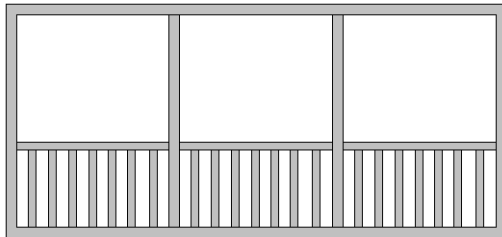
MODEL 61 SCREEN PANEL

Single Master Frame
Maximum size covered by warranty: 3' Wide x 9' High
No vertical divider
Multiple Lower vertical divider: max 4" spaced
1 Horizontal divider: c/l at 36" from base outside edge
Approximate weight at maximum listed size: 30 lbs*



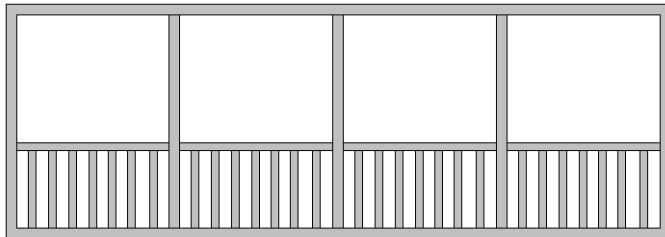
MODEL 62 SCREEN WALL

Single Master Frame - Double Panel Wall
Maximum size covered by warranty: 6' Wide x 9' High
1 Vertical divider: centered
Multiple Lower vertical divider: max 4" spaced
2 Horizontal dividers: c/l at 36" from base outside edge
Approximate weight at maximum listed size: 55 lbs*



MODEL 63 SCREEN WALL

Single Master Frame - Triple Panel Wall
Maximum size covered by warranty: 9' Wide x 9' High
2 Vertical dividers: equally spaced
Multiple Lower vertical divider: max 4" spaced
3 Horizontal dividers: c/l at 36" from base outside edge
Approximate weight at maximum listed size: 75 lbs*



MODEL 64 SCREEN WALL

Single Master Frame - Quadruple Panel Wall
Maximum size covered by warranty: 12' Wide x 9' High
3 Vertical dividers: equally spaced
Multiple Lower vertical divider: max 4" spaced
4 Horizontal dividers: c/l at 36" from base outside edge
Approximate weight at maximum listed size: 90 lbs*

**Master frame and divider(s) only.*

Panels and walls are custom manufactured for your order. In all cases:

- The Master Frame assembly is divided into 1, 2, 3, or 4 equally sized interior panel openings based upon Model ordered.
- Each interior panel opening is then further divided into upper and lower openings.
- The horizontal divider is center-lined at 36" - from outside edge up.
- The lower opening is additionally further divided into multiple equally sized openings each with a maximum opening of 4". Total number of openings and opening size will be dependent upon width ordered.

See reverse side for all specifications, limitations, and options.

**Fully custom layouts, shapes, and sizes are also available.
See Custom Layout data sheet for details.**

All specifications and options are subject to change without notice. Go to screenwallsystem.com or connscreen.com for the most up to date product line information including any new or updated designs, specifications and product changes, system requirements, installation and customization options, and limited 30 year warranty information. Web site information supersedes all printed literature.